

all-season comfort

GE Zoneline[®] packaged terminal air conditioners

New product introductions
Spring 2010





Zonline[®]. Efficient, quiet and reliable.

Zonline[®] Packaged Terminal Air Conditioners provide year-round comfort with individual heating and cooling temperature controls. Zonline units are extremely quiet – and designed to fit a wide range of applications, making them the ideal choice for hotels and motels, office buildings and apartments. Standard on all models is our exclusive GE[®] “Superseal” system, which reduces air infiltration and increases both comfort and efficiency. For superior humidity control, Dry Air 25 Series models remove 25% more moisture from the air than standard GE packaged terminal air conditioners. Plus, all Zonline units now use R-410A refrigerant which is compliant with 2010 U.S. Environmental Protection Agency requirements for the phase-out of ozone-depleting compounds.



Zonline® features and benefits



R-410A refrigerant

These models use R-410A refrigerant, which is not harmful to the earth's ozone layer. R-410A meets 2010 U.S. Environmental Protection Agency requirements for the phase-out of ozone depleting hydrochlorofluorocarbons (HCFCs) found in the older R-22 refrigerant.




Cross-flow blower

Cross-flow blowers have a unique cylindrical shape which causes the air to move and respond with equal power, but with less noise than traditional fans.



Electronic touch controls

Zonline® units are equipped with microcomputer touch controls. This feature gives the user better control over the temperature with a touch pad and an LED readout.



Optional corrosion treatment

Deluxe Zonline units can be ordered with special treatment to reduce the effects of corrosive environments. Special treatments are placed on the outdoor coil and other components to extend the life of the unit.



The Dry Air 25

The Dry Air 25 Series uses GE's exclusive patented DinH® Dehumidifier Heat Pipe from Heat Pipe Technology, Inc. This innovative technology enables the Dry Air 25 to remove 25% more moisture from the air than standard GE packaged terminal air conditioners. The Dry Air 25 is perfect for high-humidity climates. Available on 7000, 9000 and 12000 BTU models.



Freeze Sentinel™

All Zoneline units are equipped with Freeze Sentinel to provide protection against damage caused by freezing temperatures in unoccupied rooms, regardless of unit setting. In installations where freezing temperature is not a concern, the owner has the option of disabling the Freeze Sentinel.



Heat Sentinel

Provides automatic protection against over-heating by switching on the unit to cool should the temperature of an unoccupied room reach 85°F.



Upfront filters

For ease of cleaning, all Zoneline units have interchangeable, removable upfront filters made of long-lasting nylon mesh, thus assuring high performance and long life.

Electronic temperature limiting

Heating and cooling temperatures may be electronically limited on all series to prevent expensive over-cooling or over-heating. Heating and cooling limits are independently set so seasonal adjustment is unnecessary.

Easy installation and flexibility of design

Zonline® units are designed with innovative, universal components, and offer even greater installation flexibility than ever, whether in new construction, renovation or for replacement of old units. Unless specified by code, they require no sub-base and may be installed flush with finished floor. All models are adaptable to remote and central desk control. Zonline units may even be placed in unusual locations, such as transom or common-area installations. The Deluxe line offers flexibility to meet each zone application.



Deluxe 4100 series cooling with resistance heat

- R-410A refrigerant
 - R-410A meets 2010 U.S. Environmental Protection Agency requirements for the phase-out of ozone-depleting hydrochlorofluorocarbons (HCFCs) found in the older R-22 refrigerant.
- Digital controls
 - LED temperature display
 - Easy temperature selection
 - Tactile touch pads
- Two fan motors
 - Improved quiet sound levels
 - Higher efficiency
- Electronic temperature limiting
 - Helps reduce operating costs
- Optional corrosion treatment
 - Reduces the effects of coastal environments
- Freeze Sentinel™
 - Protects unoccupied rooms from damage by freezing temperatures
- Heat Sentinel
 - Reduces excessive temperatures in unoccupied room
- GE-exclusive Superseal
 - Increased room comfort
 - Energy savings
- Upfront filters
 - Ease of cleaning
 - Long-lasting nylon mesh
- Central desk control compatibility
- Remote thermostat capability
- Smartfan
 - Fan cycle operation based on heat/cool selection
- Cross-flow blower

Deluxe Dry Air 25 series cooling with resistance heat

Includes all features of 4100 series, plus:


- Removes 25% more moisture from the air than standard GE packaged terminal air conditioners
- Dehumidifies air in less time than standard Zonline models
- Maintains comfort at slightly higher room temperatures
 - Helps reduce operating costs
 - Provides comfort without over-cooling
- Corrosion treatment is standard
- Heat pipe is a separate sealed refrigerant system
 - No mechanical parts
 - No special maintenance required
- Helps maintain lower relative humidity in rooms
- Best suited for humid climates

Deluxe 6100 series cooling with heat pump and resistance heat

Includes all features of 4100 series, plus:

- More efficient air conditioning*
 - Higher Energy Efficiency ratios (EERs)*
- Reverse cycle heating
 - Energy savings over electric resistance heat
 - Significantly lower operating costs
- Heat pump operation down to 25°F outdoor temperature
- Three-stage thermostat for quicker heat recovery
- Optional factory-installed internal condensate removal (ICR)
 - Minimizes need for drain systems
- Heat pump and resistance heat can operate together
 - Better room comfort
 - Helps reduce operating costs over all standard heat pump systems
- Reverse cycle defrost
 - Extends heat pump operation
 - May help lower operating costs
- Electric resistance heat lockout
 - Lowers operating costs by restricting electric heat operation when outdoor temperature is above 46°F.

*Compared to 2900 and 3900 series models.



Grille options

Extruded aluminum:
RAG67 (Shown)

Stamped aluminum grille
RAG60

Exterior architectural louvers

Durable polycarbonate:
RAG61 (Warm Grey Beige)
RAG62 (Maple)
RAG63 (Bittersweet Chocolate)

Retrofit kits (not shown)

RAK901L - Wall Case Insulation for use with Heat Pumps

RAK40 - Deflector Kit to adapt chassis for use with existing exterior architectural louvered grilles

Requires power connection kit

Chassis

Features	Resistance heat		Heat pump
	Deluxe 4100 Series	Deluxe Dry Air 25	Deluxe 6100 Series
Refrigerant type	R-410A	R-410A	R-410A
Highly featured microcomputer controls	Standard	Standard	Standard
Tactile touch pad controls with LED	Standard	Standard	Standard
Universal heaters	Standard	Standard	Standard
Solid-state thermostat	Standard	Standard	Standard
3-position vent control	Standard	Standard	Standard
Upfront filter (interchangeable)	Standard	Standard	Standard
Automatic indoor frost control	Standard	Standard	Standard
Sleep function	Standard	Standard	Standard
Corrosion-treated chassis	Optional	Standard	Optional
2-position discharge grille	Standard	Standard	Standard
Cross-flow blower	Standard	Standard	Standard
Fan motors	2	2	2
"SmartFan" Fan cycle control	Standard	Standard	Standard
Fan Only setting - 2-speed	Hi/Low	Hi/Low	Hi/Low
Indoor fan speed	Hi/Low	Hi/Low	Hi/Low
Cool & heat only settings	Hi/Low/Auto	Hi/Low/Auto	Hi/Low/Auto
Freeze Sentinel™	Standard	Standard	Standard
Heat Sentinel	Standard	Standard	Standard
Temperature limiting	Electronic 7-step	Electronic 7-step	Electronic 7-step
Remote thermostat compatibility	Standard	Standard	Standard
Central desk control compatibility	Standard	Standard	Standard
Automatic emergency heat	Standard	Standard	Standard
Auto power recovery	Standard	Standard	Standard
Staged heating	—	—	3-stage
Heat pump with resistance heat back-up	—	—	Standard
Heat pump with supplemental resistance heat	—	—	Standard
Electric resistance heat lock-out	—	—	Standard
Heat pump defrost system	—	—	Reverse cycle
Internal condensate removal (ICR)*	—	—	Optional
Quick heat recovery	—	—	Standard

*Not for use in corrosive environments

Deluxe models

4100 series and Dry Air 25 series – heat/cool units

6100 series – heat pump unit

Highly featured microcomputer controls

The Dry Air 25

The Dry Air 25 features innovative technology from Heat Pipe Technology, Inc., an addition which enables this unit to remove 25% more moisture from the air than standard GE Zonline® models. The Dry Air 25 system, Heat Pipe, is a hermetically sealed heat transfer surface that is saddlebagged around the indoor coil (evaporator) of the Zonline. This coil arrangement will transfer heat from one coil to another without power consumption. This assembly uses R-410A as the refrigerant and is isolated from the regular Zonline refrigerant circuit.

As warm humid air is pulled through the pre-cool section of the Heat Pipe, the heat removed from the air is absorbed by the refrigerant, causing the refrigerant to boil. As the pre-cooled air passes through the Zonline evaporator, the air is further cooled (colder than it would be normally), removing 25% more moisture from the air than standard GE packaged terminal air conditioners.

As the cold air passes through the reheat section of the Heat Pipe, the refrigerant condenses and the liquid flows back to the pre-cool section to be reheated again. The air discharged into the room by this process is much drier, creating a more comfortable room condition.

Special corrosion-protected units

To help extend the life of the Zonline unit in seacoast areas, units may be ordered with a special corrosion protection treatment on outdoor components. Zonline units with optional corrosion protection have a 'C' in the 10th character of the model number.

Internal condensate removal

Available on the 6100 heat pumps, this feature drips the heat pump condensate over the warm indoor coil to help dissipate water from heat pump operation and associated defrost cycles. The installation of an internal or external drain system is recommended if no dripping of condensate to the outdoors is desired. ICR must not be installed in seacoast or corrosive applications.



Cross-flow blower
Has a cylindrical shape which causes the air to move and respond with equal power, but with less noise than traditional fans.

Central desk control compatible
Ability to turn the unit "on" or "off" from a remote location.

Two fan motors
(not visible)
Separate motors for indoor and outdoor fans to assure quiet operation.

Reversible louver
(not shown)
May be reversed to provide an air discharge angle of 40 or 50 degrees off vertical with the simple removal of six screws.

Solid-state thermostat control
Provides better room temperature control vs. electromechanical temperature control device.

Freeze Sentinel™
Provides automatic protection against freezing by switching the unit to heat should the temperature of an unoccupied room drop to 41°F.

Heat Sentinel
Provides automatic protection against over-heating by switching on the unit to cool should the temperature of an unoccupied room reach 85°F.

Auto frost control
A special sensor monitors the roomside coil to prevent efficiency-robbing accumulation of frost during cooling operation.

GE Dry Air 25
(not shown)
Innovative technology from Heat Pipe Technology, Inc enables the DryAir 25 to remove 25% more moisture from the air than standard GE packaged terminal air conditioners.

Easy-access filter
(not shown)
Two upfront interchangeable filters are part of roomside cabinet for easy access and maintenance.



Electronic temperature limiting

Preset cooling and heating limits with 7 independent cooling and 7 heating limits—saves energy by preventing over-cooling or over-heating of rooms.

Reverse cycle defrost (not shown)

Solid-state sensor monitors frost build-up on outdoor coil. When frost is detected, the refrigerant flow is reversed to melt frost build-up. When completed, the refrigerant is reversed to the normal energy-saving heat pump operation for additional heat pump operating hours.

Universal power cord

Flexibility of heat applications. All Zonelines contain a bank of 3 heaters.

"Smartfan" fan cycle selection

Select fan cycle or fan continuous independently for heating and cooling.

Remote control compatible

Ability to be controlled by a wall-mounted thermostat with high or low fan speed.

Rotary compressor

Fewer moving parts than reciprocating models for quiet, reliable operation and longer life.

Touch pad controls


With electronic control temperature display. Gives the user finer control over the temperature.

3-Position vent control (not shown)

Opens vent. Provides up to 75 cfm of outdoor air. The closed position saves energy by recirculating conditioned room air.

Wall sleeve dimensions

Heavy-gauge galvanized steel with a baked enamel finish for outstanding protection and appearance.



RAB71A wall sleeve

Heavy-gauge galvanized steel, with insulation. A-42", B-13 3/4", C-16"

RAB77A4 wall sleeve (shown above)

Molded SMC fiberglass-reinforced polyester compound. A-42 1/8", B-13 7/8", C-16 1/4"

Wall opening dimensions

Add 1/4" to A and C dimensions for all cutout sizes.

RAB71 16 1/4" min. H. x 42 1/4" min. W.

RAB71 available in 16", 24", 28" and 31" depths.

RAB77A4 16 1/2" min. H. x 42 3/8" min. W.

Electrical connection

230/208 volt units may be plugged into a receptacle.

265 volt units are provided with a junction box and require direct connection. (NEC Requires 265V Direct Connection.)

See Architects and Engineers Design Data Manual for electrical connection information including use of sub-base for direct-connected units. Installation must comply with local electrical codes and regulations.

Ducted applications

6100 and 4100 series can be used with ductwork to heat or cool more than one room. RAK6052 Duct Adapter is applied to top of case over air discharge. RAK601 Duct Extension is applied to right or left of adapter.

For additional information on ducted applications, including special adapters for replacement units, refer to Architects and Engineers Design Data Manual.

Receptacles/Sub-bases



Tandem
230/208V 15 Amp
NEMA6-15R



Perpendicular
230/208V 20 Amp
NEMA6-20R



Large tandem
230/208V 30 Amp
NEMA6-30R



265V 15 Amp
NEMA7-15R



265V 20 Amp
NEMA7-20R;
receptacle used
On 265V sub-base
GE0720-3



265V 30 Amp
NEMA7-30R;
receptacle used
On 265V sub-base
GE073

Sub-bases							
	RAK204U	RAK204D15P	RAK204D20P	RAK204D30P	RAK204E15	RAK204E20	RAK204E30
Voltage	N/A	230/208	230/208	230/208	265	265	265
Amps	N/A	15	20	30	15	20	30
Receptacle	N/A	NEMA6-15R	NEMA6-20R	NEMA6-30R	NEMA7-15R	NEMA7-20R	NEMA7-30R

230/208 Volt sub-bases include appropriate power cord kit.
265 Volt units are to be direct connected. Cordset through enclosed chaseway into interior sub-base receptacle meets the NEC requirements.

Power connection kits are required on all Zoneline® chassis (see chart below).


The correct kit for the installation is determined by the voltage and amperage of the electrical circuit and the means of connecting the unit to the building wiring. If the unit is to be plugged into a receptacle, a line cord kit would be used; if the unit is to be permanently connected, a permanent connection kit would be used. 265 volt cord set units must be installed in compliance with National Electrical Code®.

Power connection kits


Required on all models.
See specification sheet
for heater KW and branch
circuit ampacity.



RAK3153A/3203A
230/208 volt line cord
connection kit



RAK4157/4207/4307
230/208 volt universal
power supply kit



RAK5157/5207/5307
265 volt universal power
supply kit

230/208 volt	Line cord connected units		
LCDI Power Connection Kit	RAK3153A	RAK3203A	RAK3303A
Heater KW	2.55/2.09	3.45/2.82	5.00/4.09
Watts	2,550/2,090	3,450/2,820	5,000/4,090
BTUH	8,600/7,100	11,700/9,600	17,000/13,900
Amps	11.6/10.6	15.6/14.2	22.4/20.4
Min. circuit amps	15	20	30
Recommended protective device	15 amp time delay fuse or breaker	20 amp time delay fuse or breaker	30 amp time delay fuse or breaker

265 volt Permanent connected units* (Cord set)		
RAK5172	RAK5202	RAK5302
2.55	3.45	5.0
2,550	3,450	5,000
8,600	11,700	17,000
10.3	13.8	19.6
15	20	30
15 amp time delay fuse	20 amp time delay fuse	30 amp time delay fuse

*To be used with sub-base

230/208 volt	Direct connection kit**		
	RAK4157	RAK4207	RAK4307
Heater KW	2.55/2.09	3.45/2.82	5.00/4.09
Watts	2,550/2,090	3,450/2,820	5,000/4,090
BTUH	8,600/7,100	11,700/9,600	17,000/13,900
Amps	11.6/10.6	15.6/14.2	22.4/20.4
Min. circuit amps	15	20	30
Recommended protective device	15 amp time delay fuse or breaker	20 amp time delay fuse or breaker	30 amp time delay fuse or breaker

265 volt Direct connection kit**		
RAK5157	RAK5207	RAK5307
2.55	3.45	5.0
2,550	3,450	5,000
8,600	11,700	17,000
10.3	13.8	19.6
15	20	30
15 amp time delay fuse	20 amp time delay fuse	30 amp time delay fuse

**To be used with sub-base or connection to building wiring

**To be used with sub-base or connection to building wiring

Preliminary specifications subject to change.

Preliminary specifications

230/208V Models	Deluxe series – cooling & electric heat				Dry Air 25		
	4100 series units				Dry Air 25		
	AZ41E07D	AZ41E09D	AZ41E12D	AZ41E15D	AZ41E07DAP	AZ41E09DAP	AZ41E12DAP
Capacity							
Cooling BTUH	7,300/7,100	9,450/9,250	11,800/11,600	14,700/14,500	6,800/6,600	9,000/8,800	11,200/11,000
EER (BTU/Watt)	12.8/12.8	12.3/12.3	11.8/11.8	10.6/10.6	12.2/12.2	11.8/11.8	11.3/11.3
Dehumidification Pts/Hr	1.7	2.7	3.5	4.6	2.3	3.4	4.4
Features							
Refrigerant type	R-410A	R-410A	R-410A	R-410A	R-410A	R-410A	R-410A
CFM, indoor fan high	290	340	420	409	220	280	330
CFM, indoor fan low	218	229	323	324	190	208	270
Vent CFM (full open/partial open)	50/25	70/35	75/38	75/38	50/25	70/35	75/38
Power/Ratings							
Power factor	89%	93%	93%	90%/92%	86%/87%	92%	92%
Sensible heat ratio @ 230 volts	80%	75%	70%	70%	60%	60%	60%
Watts	570/555	770/755	1000/985	1390/1370	555/540	765/745	995/975
Cooling Amperes, F.L.	2.8/3.0	3.6/3.9	4.7/5.1	6.7/7.2	2.8/3.0	3.6/3.9	4.7/5.1
Amperes, L.R.	19.0	21.0	29.5	31.0	19.0	21.0	29.5
Weight (Net/Ship)	89.5/102.5	99.9/112.9	99.4/112.4	100.3/113.3	97.0/110.0	105.2/118.2	105.4/118.4
Sound Transmission Class (STC)	29	29	29	29	29	29	29

265V Models	AZ41E07E	AZ41E09E	AZ41E12E	AZ41E15E	AZ41E07EAP	AZ41E09EAP	AZ41E12EAP
Capacity							
Cooling BTUH	7,300	9,450	11,800	14,700	6,800	9,000	11,200
EER (BTU/Watt)	12.8	12.3	11.8	10.6	12.2	11.8	11.3
Dehumidification Pts/Hr	1.7	2.7	3.5	4.6	2.3	3.4	4.4
Features							
CFM, indoor fan high	290	340	420	406	220	280	330
CFM, indoor fan low	215	229	323	324	190	208	270
Vent CFM (full open/partial open)	50/25	70/35	75/38	75/38	50/25	70/35	75/38
Power/Ratings							
Power factor	90%	91%	92%	92%	87%	90%	92%
Sensible heat ratio @ 265 volts	80%	75%	70%	70%	60%	60%	60%
Watts	570	770	1000	1390	555	765	995
Cooling Amperes, F.L.	2.4	3.2	4.1	5.7	2.4	3.2	4.1
Amperes, L.R.	12.0	16.5	23.5	26.0	12.0	16.5	23.5
Weight (Net/Ship)	91.3/104.3	101.2/114.2	99.9/112.9	101.0/114.0	97.4/110.5	104.9/117.9	108.0/121.0
Sound Transmission Class (STC)	29	29	29	29	29	29	29

230/208V Models	Deluxe series – heat pump units**			
	6100 series units			
	AZ61H07D	AZ61H09D	AZ61H12D	AZ61H15D
Capacity				
Cooling BTUH	7,200/7,000	9,400/9,200	11,800/11,600	14,800/14,600
EER (BTU/Watt)	13.2/13.2	12.7/12.7	12.1/12.1	11.2/11.2
Dehumidification Pts/Hr	1.7	2.7	3.5	4.5
Features				
Refrigerant type	R-410A	R-410A	R-410A	R-410A
CFM, indoor fan high	340	360	370	370
CFM, indoor fan low	194	212	284	290
Vent CFM (full open/partial open)	50/40	70/45	75/45	75/45
Power/Ratings				
Power factor	91%	92%	92%	91%/92%
Sensible heat ratio @ 230 volts	85%	75%	70%	65%
Cooling Watts	545/530	740/725	975/960	1,325/1,305
Cooling Amperes, F.L.	2.6/2.8	3.5/3.8	4.6/5.0	6.3/6.8
Amperes, L.R.	19.0	21.0	29.5	31.0
Reverse cycle heat BTUH	6,400/6,200	8,300/8,100	10,600/10,400	14,000/13,900
COP	4.0/4.0	3.8/3.8	3.7/3.7	3.3/3.3
Heating Watts	470/455	645/630	850/835	1,245/1,235
Heating Amperes	2.2/2.4	3.1/3.3	4.1/4.5	5.8/6.3
Weight (Net/Ship)	94.1/107.1	101.4/114.4	102.1/115.1	100.8/113.8
Sound Transmission Class (STC)	29	29	29	29

265V Models	AZ61H07E	AZ61H09E	AZ61H12E	AZ61H15E
Capacity				
Cooling BTUH	7,200	9,400	11,800	14,800
EER (BTU/Watt)	13.2	12.7	12.1	11.2
Dehumidification Pts/Hr	1.7	2.7	3.5	4.5
Features				
Refrigerant type	R-410A	R-410A	R-410A	R-410A
CFM, indoor fan high	340	360	370	370
CFM, indoor fan low	194	211	284	290
Vent CFM (full open/partial open)	50/40	70/45	75/45	75/45
Power/Ratings				
Power factor	94%	90%	92%	93%
Sensible heat ratio @ 265 volts	85%	75%	70%	65%
Cooling Watts	545	740	975	1,325
Cooling Amperes, F.L.	2.2	3.1	4.0	5.4
Amperes, L.R.	12.0	16.5	23.5	26.0
Reverse cycle heat BTUH	6,400	8,300	10,600	14,000
COP	4.0	3.8	3.7	3.3
Heating Watts	470	645	850	1,245
Heating Amperes	2.0	2.7	3.6	5.0
Weight (Net/Ship)*	94.6/107.6	103.6/116.6	103.6/116.6	104.3/117.3
Sound Transmission Class (STC)	29	29	29	29

*ICR adds 3 pounds to unit weight

**Corrosion model BTUH and watts may vary.

Zonline® chassis nomenclature

The Zonline® chassis is identified by a model number defining the type of unit, cooling capacity, electrical information and optional features included on the unit. When specifying or ordering the Zonline chassis, use of this nomenclature will assure receiving the correct unit.

A	Z	6	1	H	1	2	E	A	D
Zonline packaged terminal chassis	Chassis series 41=deluxe line cool/electric heat 61=deluxe line heat pump		Nominal cooling capacity* 07=7,000 BTUH cooling 09=9,000 BTUH cooling 12=12,000 BTUH cooling 15=15,000 BTUH cooling *Approximate—see product specs for actual performance.			Universal power connection			
	Unit type E=cooling with electric resistance heat H=heat pump with electric resistance heat		Voltage/Phase/Frequency D=230/208 Volt, single phase, 60 Hz E=265 Volt, single phase, 60 Hz			Special Features B=base unit C=corrosion treated D=internal condensate removal (ICR) system (heat pump models only) (not for coastal areas) P=Dry Air 25			

Zonline warranty*

What is covered

Limited one-year warranty

For one year from the date of the original purchase, GE will repair or replace any part of the air conditioner which fails due to a defect in materials or workmanship. During this limited one-year warranty, GE will provide, free of charge, all labor and related service costs to repair or replace the defective part.

Limited five-year warranty

For five years from the date of the original purchase, GE will repair or replace the Sealed Refrigerating System if any part of the Sealed Refrigerating System (the compressor, condenser, evaporator, and all connecting tubing) should fail due to a defect in materials or workmanship. During this limited five-year warranty, GE will provide, free of charge, all labor and related service costs to repair or replace the defective part.

Limited second through fifth year parts warranty

From the second through the fifth year from the date of the original purchase, GE will replace the Fan Motors, Switches, Thermostat, Heater, Heater Protectors, Compressor Overload, Solenoids, Circuit Boards, Auxiliary Controls, Thermistors, Freeze Sentinel, Frost Controls, ICR Pump, Capacitors, Varistors and Indoor Blower Bearing, if any of these parts should fail due to a defect in materials or workmanship. During this additional four-year limited warranty, you will be responsible for any labor and related service costs.

*See written warranty for details



For detailed information on operating specifications, installation data and accessories, see the GE Zonline Architects and Engineers Design Data Manual.



100 years of innovation and we're just getting started

For more than a century, GE has been committed to producing innovative products that change the way people live. The result of thorough research and rigorous testing, GE appliances are designed for years of dependable performance. Today, the GE tradition of quality and innovation continues.

GE Consumer & Industrial
Appliances
General Electric Company
Louisville, KY 40225
geappliances.com
zonline.com

GE has a policy of continuous improvement of its products and reserves the right to change materials and specifications without notice.

© 2009 GE Company
Pub. No. 20-X049 PC59104